

SOLITUDE ONE

liveboards • Palau • Philippines

Know Before You Go

Get ready to travel to Palau.



SOLITUDE WORLD



Contact Us

address: MV Solitude One
phone: +680 779 5982
emailus@solitude-liveboards.com



Climate

Palau is the 'Land of Rainbows' with a tropical Climate with an annual mean temperature of 27°C (82°F). Rain is frequent between the months of June to October. Periodic rain flashes do occur.



Water Temperature

Ocean temperatures in the Palau range from 26°C to 29°C (81°F - 84°F).



Time Zone

Time Zone: GMT +9



Language

The official language is **Palauan and English** in the Palau.

Palau with Solitude One

We appreciate that you have selected Solitude World for your getaway, and we trust that this pre-departure guide will assist you in preparing for your vacation with us.

Pre-Departure Information

We've provided travel options to Palau on our website. Here, we would like to offer some helpful tips to make your journey smoother, particularly if you will be transiting through Manila.

Destination Location

Roman Tmetuchl International Airport aka Palau International Airport.

Solitude Compulsory Forms

[Form A](#), [Registration Form](#) and [General Liability Release Form](#). Please read, complete and send to us, prior to your departure.

Dive Insurance

This is compulsory for those that will be diving with us. If you have not already provided your details, please do so on arrival. You will need the following: the name of your insurer, the policy number, the emergency contact number and also any disclosed medical conditions you may have.

We also need your own personal emergency contact person back home – a friend or family member and their contact details.

VISA

When filling out the Palau Immigration arrival form, provide 'MV Solitude One' as your Palau address and the contact number 779 5982.

Palau Entry Form

<https://palautravel.pw/>

Form submissions **must be within 72 hours or less prior to your arrival** time in the Republic of Palau. Your responses must be in English. Only ONE form is required per family or single traveler. Once you fill in the form, you will receive a unique QR code to your email. Each traveler must present a copy of their completed Palau Entry Form or Unique QR Code upon arrival at the Palau International Airport.

For more information, please email us or contact travelers@palauhealth.org

Drones / AUVs / ROUVs

Any person or persons who plan or want to operate Drone/UAS or take to the air any airborne object shall make a written request to Palau National Aviation Administration

for an authorization or permit to operate or use Drone/UAS within Palau's Navigable Airspace.

[Drone Registration link](#)

[Know Before You Fly link](#)

Currency Exchange

We regret to inform you that we do not offer currency exchange services or accept foreign currency as payment at our resort. We only accept payment in USD cash or major credit cards such as Visa and Mastercard.

For your convenience, currency exchange services are available at international airports, or you can utilise local ATMs with your debit/credit card to withdraw USD cash on your way to the ship.



Currency

The currency is USD. Credit cards are widely accepted in Palau (except AMEX and Diners). Solitude One accepts Visa and Master cards only, a facility fee will be applied. Please inform us at least one night before disembarkation.



Wifi

Our guests may pre-purchase data packages and log in via our WIFI Network Hotspot on board.

Available Data Packages: USD15/500Mb, USD25/1000Mb, USD35/Unlimited.



Electricity

On board, Solitude One uses universal sockets compatible with EU, USA, AUS, UK, CN, etc. On land, the electrical system on land is identical to that of the USA, (single phase 60 cycles, 115/230 volts AC).



Duty Free

Maximum of 1 liter of any type of alcohol, 20 sticks of cigarettes, or 170g (6 ounces) of tobacco. However, fresh or thawed food, including fruits, meat, vegetables, or seafood, is strictly prohibited. If such items are found in your possession upon entry, you may be charged a fee for their disposal.



Manila Airport Transit

We will be seeing you very soon!

Location

Ninoy Aquino International Airport Manila (NAIA).

NAIA REFURBISHMENT UPGRADE

As of April 2023, NAIA is currently undergoing renovations that could affect the suggestions we provide. We recommend reviewing the following links for more information on the refurbishment, as it may impact your arrival and departure from NAIA.

[MANILA INTERNATIONAL AIRPORT AUTHORITY](#)

[TERMINAL REASSIGNMENTS](#)

Customs

If customs wants to impose an importation tax for items you're bringing to Palau, explain that you're only transiting and show your outbound ticket. If they make it difficult, suggest leaving the item with them to collect later.

Transiting

If transiting through Manila to reach Palau, it is recommended to choose an airline arriving at Terminal 1 due to poor terminal connectivity at Ninoy Aquino International Airport. Allow 3-4 hours for transit from Terminal 2 or 3 due to heavy traffic. Luggage must be collected and rechecked even for transit.

Getting to Terminal 1

To get to Terminal 1, there are two options:

Recommended - Take the free Terminal Transfer Service (Bus). Look for the sign or ask for directions to the bus stop. The bus service is not very frequent (roughly at 30-minute intervals) and has limited space. Queue early to avoid missing it. Confirm with the bus driver or warden that you are boarding the correct bus.

Take a metered yellow taxi from the accredited counter. Inform the staff that you need to go to Terminal 1. Terminal 3 is the farthest, and the journey can take 60-90 minutes due to traffic. Terminal 2 is the closest, but travel time can still be 30-60 minutes. The metered fare may vary depending on traffic and terminal, but it should not exceed 350 PHP. Make sure the meter is on. If traveling in a group, prepare to share a taxi and fit only two people with luggage.

Already at Terminal 1

If you arrive at Terminal 1:

Allow 2 hours transit time.

Notify the transfer desk for assistance in collecting luggage and checking in for your Palau flight without going through immigration/customs.

If you're not eligible for this assistance, you'll have to clear immigration (write "transit" on your form), collect your baggage, go through customs, proceed to the top floor departure hall, and complete the regular check-in process.

Checking in at NAIA



NAIA Terminal 1

Prepare your outbound tickets from Palau and the Philippines as they may be asked for during check-in procedures.


It's recommended to arrive at the check-in counter early, as queues can start forming up to 45 minutes before the scheduled opening time, which is the same for other airlines in Terminal 1. Arriving early for check-in allows you to relax in the departure concourse with a drink instead of waiting in a long line, making it a rewarding experience.

Note that there are no rest rooms in the departure check-in hall, but there are two outside that require re-entry via security checks.

United Airlines has a strict weight limit of 50lbs/23kg per bag, and their hand luggage policy is more generous. Ensure you review United Airlines' policies and have a printed copy to show proof that your items are not restricted.

Airport security in Manila may make things difficult, so be aware of the liquids, aerosols, and battery restrictions. Check in duty-free liquids with your luggage and purchase any liquid items in Manila's duty-free shops while waiting for your flight to Palau.

Do go to the boarding gate slightly ahead of the boarding time printed on your boarding pass. There is an additional security check done before you enter the boarding gate's waiting room.



DON'T FORGET

Compulsory Forms

[Form A, Registration Form](#) and [General Liability Release Form](#). Please complete and send to us.

Dive Insurance

This is compulsory for those that will be diving with us. If you have not already provided your details, please do so on arrival. You will need the following: the name of your insurer, the policy number, the emergency contact number and also any disclosed medical conditions you may have. We also need details of your own personal emergency contact person back home .

Palau Entry Form

<https://palautravel.pw/> Form submissions **must be within 72 hours or less prior to your arrival.**

VISA

Before arriving in Palau, please make sure to complete the [Health Declaration Form](#) online. Please use as your Palau address: 'MV Solitude One' and the contact number: 779 5982.

Arriving in Koror



Welcome!

Location

Koror, Palau

Airport Transfers

If you arrive before the scheduled embarkation day or have other holiday plans, you have the option to arrange transfers through our reservations staff with a third party, at your own cost. Alternatively, you may choose to make these arrangements independently.

If you are staying in Koror or Malakal hotels, our crew will coordinate with your hotel front desk to provide you with the pick-up time. For those already exploring the area, we aim to meet around 18:00.

Airport Meeting Point

Arrival Meeting with the Crew will be between 18:00 to 18:30 on Embarkation Day.

After collecting your luggage and exiting the passenger area to the public area one of our staff will be waiting to greet you. Please keep an eye out for the **SOLITUDE LIVEBOARDS** paging board held by one of our crew members (we do not employ third-party representatives). If you are unable to locate our crew, kindly contact our Cruise Director and/or Boat Manager. Please note this call will be made via our VSAT satellite communication system and incur a fee of **USD \$3 per 60 seconds** for all incoming/outgoing calls and **USD \$2 for text messages**. To make a voice call, please use the following numbers:

+65 317 417 69 or +1 757 563 3904


Friendly Reminder

We do not offer currency exchange services or accept foreign currency as payment at our resort. We only accept payment in USD cash or major credit cards such as Visa and Mastercard.

For your convenience, currency exchange services are available at international airports, or you can utilize local ATMs with your debit/credit card to withdraw USD on your way to the ship.

Paging Board

To help identify our friendly airport transfer staff, please look for the **SOLITUDE LIVEBOARDS** paging board with your name.



Embarkation

DAY 1 marks the start of an exhilarating adventure aboard Solitude One, and we are eagerly looking forward to welcoming you on board. Transfers from the airport or your hotel will be organized throughout the day. If you are staying in Koror or Malakal hotels, our crew will coordinate with your hotel front desk to provide you with the pick-up time. For those already exploring the area, we aim to meet around 18:00.

If you arrive after midnight on day 1, our crew will meet you at the airport and arrange transportation to Solitude One. The journey from the airport to the embarkation point typically takes about 30 minutes.

Please note that embarkation transfers will conclude at 10:00 on Day 2 as Solitude One will begin its voyage from Malakal Harbour.

Once you step on board Solitude One, our crew will extend a warm welcome to you and guide you through the Check-In process and the Welcome Onboard briefing.



Safety

Ensuring safety has been our top priority at Solitude World since the beginning. We recognize the importance of having well-trained crew and being well-equipped to handle any situation, especially given the remote areas we operate in.

Our Top Priority

SAFETY is Solitude's top priority, we take every precaution to ensure the safety of our guests and crew. As we operate in remote areas we ensure that we are well-equipped to handle any emergency scenario.

During your stay onboard we provide our guests with a complimentary Nautilus Marine Rescue GPS to provide that peace of mind when out diving in the remote parts of the Philippines and Palau.

Our Features & Global Maritime Distress and Safety System (GMDSS) equipped with:

- Emergency Position-Indicating Radio Beacon (EPIRB)
- Life Rafts
- Emergency Survival Packs
- Semi-Automated Fire Suppression Sprinkler System
- VHF/SB Radios
- VSAT Satellite Phone & Internet
- Inmarsat-C
- Local Navigation Maps with Furuno GPS Chart Plotter
- Radar (Long/Short)
- Weather Plotter
- Depth Sounder
- 50,000L Water Storage with On-board Water-Maker capable of producing 7,600L of fresh water per day.



Safe Diving

We understand that your time and investment in a holiday are valuable, and we aim to provide you with as many dives as possible while ensuring your safety.

In order to prioritize safety, it is important to make sure you maintain proper rest and hydration during your diving adventure.

We recognize that although you have learned about safety during your scuba course/s, the excitement and anticipation of a diving holiday can sometimes cause us to neglect our own readiness for a dive.

Our crew's safety is also important, so we limit the number of dives to four per day, including a night dive, to minimize fatigue and reduce the risk of accidents.

Itineraries are subject to change due to weather and logistics, but our cruise directors will keep you informed.

What to Know

Please note that your chosen package excludes certain expenses like Equipment Rentals, Satellite Communications, EANitrox, Alcohol, Laundry Service, Marine Park Fees, and Local district administration permits. Some fees collected at **check-in** and the rest at **check-out**.



Your Cabin

Amenities

In-room amenities consist of air-conditioning, a wardrobe, an electronic in-room safe, an ensuite bathroom with a toilet and shower, a hair dryer with shower amenities.

Daily cabin cleaning is provided, while sheets, bath and face towels are changed every three days of use. Nevertheless, you may request a change at any time if needed.

You can find more about your [cabin type here](#).

Check-Out

Fuel Surcharge, Laundry, Bar, Satellite Usage fees, EANitrox and other incidentals will be paid at check out.



Mode of Payment is in USD cash or Credit Card Visa/Master Card only. There is an applicable facility fee charge.

Required On Board Payments

During **check-in**, you will be required to pay for Marine Park Fees and permits, while other incidental expenses will be charged at check-out. The following is a list of expenses that you need to pay on board for your trip in Palau as of May 2022:

1. State Cabin/Room Tax of USD10 per night (i.e. 8D7N = USD80, 11D10N = USD110). Payment will be collected on board at welcome briefing.
2. Peleliu Diving Permit, USD60 for ages 6 or older for 10 days of diving.
3. Koror Diving Permit, USD50 for ages 7 or older for 10 days of diving.
4. Jelly Fish Lake and Rock Island Permit = USD100, only if you want to go on this tour.

5. Palau Departure Airport Tax is now included in your airfares.
6. Angaur Island Diving Permit, USD35 per day for 10 days or more nights of cruising.
7. Fuel Surcharge USD30 per night per person i.e. 8D7N itinerary: USD30 per night per person x 7N = USD210 per person.

You can use an existing permit if it is still valid until the end of your itinerary. Please note that all permits and taxes should be paid during the welcome briefing on board and are subject to change. However, the most up-to-date information will be provided within a month before the cruise embarkation.

Incidentals

Special Diets

Kindly inform us in advance of any special dietary requirements you may have. This is essential for us to accommodate your needs, as sourcing certain items

can be challenging at different times of the year. If you have a medical dietary condition, please consider bringing your preferred alternative products, such as gluten-free pasta or soy milk.

On Board

We extend a heartfelt welcome to you and hope that your stay with us will be both pleasant and comfortable. Our staff is committed to ensuring your satisfaction, so please don't hesitate to inform us of any ways we can improve your comfort during your stay.

The Bar

Our bar offers a carefully curated and limited selection of wines, cocktails, spirits, and beers.

Laundry Services

Laundry service is available. You will find a laundry bag with an items list and fees in your room.

Entertainment

Onboard, there is a diverse range of multimedia content, books, and board games to keep you entertained during your down time.

Mobile SIM

Pre-paid SIM cards, including Globe, are available for purchase in person in Koror. You will need to register your particulars on purchase. The salespeople can assist with package setup. Currently, to the best of our knowledge, international roaming is only supported in Palau for Philippines, China, USA and Taiwan.

Phone Calls, SMS and Emails

In areas without local mobile signal,



Solitude One's on-board VSAT satellite communication system is the only option for urgent calls. Guests will incur a fee of **USD \$3 per 60 seconds** for all incoming/outgoing calls and **USD \$2 for text messages**. To make a voice call, use the following numbers:

+65 317 417 69 or +1 757 563 3904,

Although these are Singapore landlines, the system uses VSAT satellite band to relay the calls.

Satellite Wifi Tips

To avoid wasting precious data traffic and incurring high charges for satellite internet, it is highly advised that you manage your device settings while using it. Our crew will be available to assist you with this.

To make the most of satellite internet, we suggest keeping your messages brief and using shorthand or acronyms to minimize data usage. Also, disable auto-updates and auto-sync on your devices to save on data. If possible, set the onboard WIFI SSID as metered to let your device know that data is limited.

Solitude One is not liable for any outcomes due to the use or non-use of satellite communications, including hardware failure. As connectivity relies on a third-party service provider (VSAT K-Band) and can be impacted by weather, Solitude One, her crew, and management are not responsible for any resulting inconveniences or losses or lack of service, either

Social Media

We encourage you to share your encounters with the fascinating ocean life you'll undoubtedly encounter, as well as your enjoyable experiences with us. Feel free to tag, follow, like and share us on social media platforms:

Instagram:

[@mvsolitudeone](#)

[@solitude.world](#)

Facebook:

[@MVSolitudeOne](#)

[@solitudeliveaboardsandresorts](#)

We wish you a delightful and enjoyable stay with us.

Please do not hesitate to inform us of any ways we can improve your comfort during your stay.

Scuba Diving

Please note that your chosen package excludes certain expenses like Equipment Rentals, Satellite Communications, EANitrox, Alcohol, Laundry Service, Marine Park Fees, and Local district administration permits. Some fees collected at **check-in** and the rest at **check-out**.



Digital Studio

Amenities

- 2 VERY Large Rinse Tanks and Towels just for Cameras
- Pressurised Air for Drying
- Camera Setup Bench on Dive Deck
- Digital/Camera Studio: 2 PC Desktop stations available for guest use
- Universal Power Socket. Studio Power Type: 200V-220V/50Hz
- Surge Protection and UPS Sockets, only in Digital Studio
- Electrical Plug Adapters and Extensions available

Dive Days

Solitude One cruises the oceans of Palau during the dry season from October/November till the end of March.

The diving schedule is confirmed daily the night before. Solo diving is not allowed. The dive duration is set to 60 minutes with surface intervals conducted back at the ship.

Water temperatures range between 26°C and 28°C (78° to 82° Fahrenheit), but may drop slightly from November to February.

It is suggested to wear a full-length 3mm wetsuit, or a 5mm suit if planning multiple dives.

For your peace of mind we do provide a complimentary [Nautilus Marine Rescue GPS](#). Please Note, that if you use the Nautilus Rescue Device, you are responsible for replacing it if lost or damaged.

Dive Centre

1	EANitrox prices are as follows: USD8 per dive OR USD135 for 8 days/7 nights Palau itinerary, with subsequent additional use US \$20 per day	Yes
2	100 cu.ft. / 15L cylinders - additional charge USD10 per cylinder per diving day (pcpdd)	Yes*
3	Side mount support - additional 12L/80cu.ft. cylinder and twin tank 12L/80cu.ft. available. Air USD10, EANitrox USD28 pcpdd. Whole trip use: 10% discount applies	Yes*
4	DIN valves with option of Yoke (A-clamp)	Yes
5	Rebreather diving costs only USD0.06 per litre* for oxygen filling. Dive profiles must consider other guests' comfort and safety. Complete support, including Twin Tank configurations, is available for full charters. Helium, if required, may be costly. Full charter profiles are not limited to standard recreational limits.	Yes
6	Rental gear available	Yes*
7	Private Guide Service is available for USD150 pdd.	Yes*

* Subject to availability/change



30%

Enriched Air Nitrox

For safety reasons, we typically provide EAN mixes of around 30% to 31%, which allows for a safer Maximum Operating Depth and ample bottom time. Our all-inclusive diving package can include EAN use, proof of EAN certification is required without exceptions. Most certifications allow up to EAN mixes of 32%.

Dive Shop

On-board, you can purchase Surface Marker Buoy (OPV, SOLAS Reflector), Nautilus Lifeline GPS/VHF Radio (with Pouch), Spools, Dive Pointers, Drift Hooks, o-rings, Hoses, and other common replaceable spares. We recommend placing an advance order, as quantities are limited.

Prior to diving, it is mandatory to present proof of certification and dive insurance.

Disembarkation

The disembarkation day marks the end of our trip, and it's always bittersweet to say goodbye to our new friends. Even though this is a NO DIVE DAY, we strive to make this last day a memorable and enjoyable experience for everyone.

Disembarkation is scheduled for 17:00, and we will arrange transfer services to the airport or your next accommodation.

On the day of disembarkation, a hearty breakfast will be provided, and you can choose to participate in the complimentary tour/s to Jellyfish Lake, Milky Way or Rock Islands by speed boat (entry permit fee not included).

Upon returning to Solitude One, you will receive a briefing on your bill and payment options during the check-out process. We accept cash in USD or credit card payments (please inform us in advance if you plan to use a credit card, and note that a facility fee applies). Late check-out until 23:59 is subject to availability and an additional charge, which covers dinner as well. For the current rate, please inquire with us.

More Information

whatsapp: +680 779 5982

emailus@solitude-liveaboards.com

Vessel Data Sheet

[Solitude One Vessel Data Sheet](#)

For more details about the vessel, cabins, facilities and amenities.



Reference Sheets

[How to Contact Solitude One](#)

[About Our VSAT Internet](#)

For instructions and how to.




Compulsory Forms

[Form A, Registration Form](#)

[General Liability Release Form](#)

Compulsory for all guests.



Gratuity / Tips

Throughout your stay, our dedicated staff and crew are fully committed to ensuring you have a fantastic Solitude experience, and while gratuities are not expected, they are sincerely appreciated. They recognise the collective teamwork, even from those working behind the scenes, and distribute all tips equally. Should you wish to show your appreciation, a recommended gratuity of 5% to 10% of the total stay cost is suggested. Of course, if you wish to express your appreciation with a higher amount, you are more than welcome to do so.





www.solitude.world

MV Solitude One
Palau

Telephone: +680 779 5982
emailus@solitude-liveboards.com